

Painted Pony 'n Quilts

281-471-5735




A Mystery Quilt by Debbie Caffrey

©2011 Debbie's Creative Moments, Inc.
PO Box 92050; Albuquerque, NM 87199-2050
www.debbiescreativemoments.com

The finished size of this quilt is 70" x 82".

The most important thing to remember when selecting fabrics for a mystery quilt is contrast. The fabrics should have good contrast among them in order for the pattern to emerge. Use color and/or value to achieve this contrast. *Avoid directional fabrics unless you are prepared to ignore their prints.*

Fabric Requirements

	<i>Fabric #1 – Light (background)</i>	1½ yards
	<i>Fabric #2 – Medium</i>	2¼ yards
	<i>Fabric #3 – Dark (main fabric)</i>	2 yards
	<i>Outer Border</i> – more of fabric #3 or another	1⅞ yards*
	<i>Backing</i>	5¼ yards*
	<i>Binding</i>	¾ yard*

*The borders, backing, and binding may be purchased after the mystery has been solved, but more of the same fabrics may not be available.

Other Supplies

Sewing machine

Thread to blend with your fabrics

Rotary cutter, mat, & basic rulers – A ruler that is at least 6½" wide is best.

Cutting Instructions

Strips are cut across the width of the fabric, making them approximately 40" long with selvages on each of the short ends.

Cut the following pieces prior to class. Bring all of the cut pieces, your scraps, and your excess fabric to class with you.

Fabric #1 – Light (background)

Cut nine strips 2½" wide.

Reserve four strips for strip-piecing.

Use the remaining five strips to cut seventy-two 2½" squares.

Cut four strips 2" wide.

Cut ten strips 1½" wide.

Fabric #2 – Medium

Cut three strips 6½" wide.

Use the strips to cut ten 6½" squares and seventeen 2½" x 6½" rectangles.

Cut five strips 3" wide.

Cut eight strips 2½" wide.

Cut six strips 2" wide.

Cut four strips 1½" wide.

Fabric #3 – Dark (main fabric)

Cut four strips 6½" wide.

Use the strips to cut sixteen 6½" squares and fourteen 3½" x 6½" rectangles.

Cut two strips 3½" wide.

Use the strips to cut fourteen 3½" squares and four 1½" x 3½" rectangles.

Cut two strips 2½" wide.

Cut eight strips 1½" wide.

Cut ten strips 1¼" wide.