

Comfort Month 3

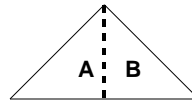
Block 1:

Cutting Instructions:

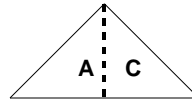
- Background Cut 4—3 1/2" squares (E)
- Cut 1—4 1/4" square. Cut twice diagonally (C)
- Medium 1 Cut 1—3 1/2" square (D)
- Medium 2 Cut 1—4 1/4" square. Cut Twice diagonally (B)
- Dark Cut 2—4 1/4" squares. Cut twice diagonally (A)

Assembly:

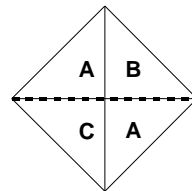
Hourglass:
Sew an (A) to each (B) as shown. Press to (A).



Sew an (A) to each (C) as shown. Press to (A).

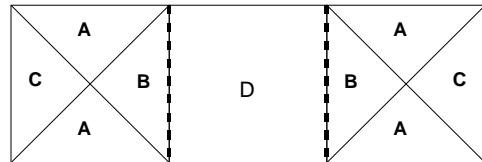
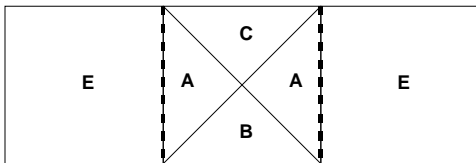


Sew the A/B units to the A/C units as shown.
Press seams in one direction.



Sew an (E) to each side of hourglass unit as shown. Press to (E) - Make 2

Sew an hourglass unit to each side of (D) as shown. Press to (D). Make 1



Sew rows together as shown. Press to Seams to the outside. Your block should measure 9 1/2" unfinished.

