



Painted Pony 'n Quilts


Folk Art Cats - 2018 Month 1

PROJECT:

Alex

page 1 of 2


1



patt. piece
Background (#1)
Eyes (#16)

size: 11 x 14


6



patt. piece
Paws (#9, #10)

size: 2 1/2 x 2 1/2

11



patt. piece
Sun (15)
3- Border-Corners

size: 2 1/2 x 8

2



patt. piece
Checkerboard

size: 2 1/2 x wof

7



patt. piece
Cat (#4, 5, 6, 7, 8)

size: 18 x 10 1/2


12



patt. piece
Cheek #11

size: 2 1/2 x 2 1/2


3



patt. piece
Checkerboard

size: 2 1/2 x wof


8



patt. piece
Swirl (#19)

size: 3 x 3


13



patt. piece
Nose #13

size: 2 x 2 1/2


4



patt. piece
Mountain (#2)

size: 10 x 14


9



patt. piece
Swirl (#20)
Cheek (#12)

size: 3 x 6


14



patt. piece
Border

size: 6 x 14


5



patt. piece
Mountain (#3)

size: 10 x 14


10



patt. piece
Collar (#18)

size: 2 1/2 x 4

15



patt. piece
1- Border Corner

size: 2 x 2




Painted Pony 'n Quilts

Folk Art Cats - 2018 Month 1

PROJECT:

Alex


1



Sawtooth Star
patt. piece
Corner Sq. Blocks
#1 & #17 (Red)

size: 2 x 24


6



patt. piece

size: _____


11



patt. piece

size: _____


2



Sawtooth Star
patt. piece
Corner Sq. Blocks
#1 & #17 (Cream)

size: 3 x 14


7



patt. piece

size: _____


12



patt. piece

size: _____


3



patt. piece
Nose #14
Tail #17

size: 2 x 2


8



patt. piece

size: _____


13



patt. piece

size: _____


4



patt. piece

size: _____


9



patt. piece

size: _____


14



patt. piece

size: _____


5



patt. piece

size: _____

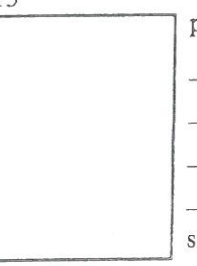
10



patt. piece

size: _____

15



patt. piece

size: _____