



Painted Pony 'n Quilts

Folk Art Cats - 2018

PROJECT: Block 6 - Fannie

page 1 of 2


1



patt. piece
Background

size: 14 x 14


6



patt. piece
Cat (#8-13)

size: 10 x 13

11




patt. piece
Collar (#22)
Swirl

size: 4 x 5

Corner Blocks


2



patt. piece
Eyes (#14, 15)
Fence (#1-7)

size: 5 x 12

7



patt. piece
Nose (#16)
Swirl

size: 3 x 5


12



patt. piece
9-Patch Block 8

size: 2 1/2 x 8


3



patt. piece
Block Border

size: 4 1/2 x 14


8



patt. piece
Tip of Nose (#17)

size: 2 x 2


13



patt. piece
9-Patch Block 8

size: 2 1/2 x 2 1/2


4



patt. piece
Cornerstone (1)
Block Border

size: 3 x 14

9



patt. piece
Tongue (#18)

size: 2 x 2


14



patt. piece
9-Patch Block 8

size: 2 1/2 x 8


5



patt. piece
Cornerstones
(3)

size: 2 1/2 x 4

10



patt. piece
Moon (#19)

size: 3 x 3

15



patt. piece
9-Patch Block 15

size: 2 1/2 x 8



Painted Pony 'n Quilts


Folk Art Cats - 2018

PROJECT:

Block 6 - Fannie

page 2 of 2


1



patt. piece
9-patch Block 15

size: 2 1/2 x 2 1/2


6



patt. piece

size: _____


11



patt. piece

size: _____


2



patt. piece
9-Patch Block 15

size: 2 1/2 x 8


7



patt. piece

size: _____


12



patt. piece

size: _____


3



patt. piece

size: _____


8



patt. piece

size: _____


13



patt. piece

size: _____

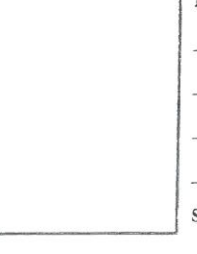
4



patt. piece

size: _____


9



patt. piece

size: _____


14



patt. piece

size: _____


5



patt. piece

size: _____

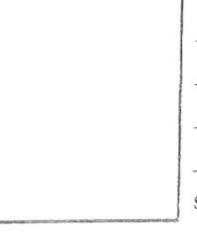
10



patt. piece

size: _____

15



patt. piece

size: _____