




Painted Pony 'n Quilts

Block N


1



patt. piece
Background

size: 7 1/2 x 8


6



patt. piece
Bias Vine Leaves

size: 10 1/2 x 10 1/2

11



patt. piece
Petal #2

size: 2 1/2 x 5


2



patt. piece
Flower Petals

size: 4 x 7


7



patt. piece
Flower Berries

size: 5 1/2 x 7

12



patt. piece
Petal #3

size: 2 1/2 x 5


3



patt. piece
Flower Center

size: 2 1/2 x 2 1/2


8



patt. piece
Flower Center

size: 3 x 3

13




patt. piece
Petal #4

size: 2 1/2 x 5

Block R


4



patt. piece
Bias Stem Leaves

size: 5 x 5


9



patt. piece
Background

size: 13 1/2 x 14

14




patt. piece
Petal #5

size: 2 1/2 x 5

Block Q


5



patt. piece
Background

size: 7 1/2 x 1 1/2 wof


10



patt. piece
Petal #1

size: 2 1/2 x 5

15



patt. piece
Petal #6


size: 2 1/2 x 5





PROJECT: Fairegarden - Month 5
Blocks: N, Q R


Painted Pony 'n Quilts


Block R


1.  patt. piece # Petal #7
size: 2 1/2 x 5

6.  patt. piece
size: _____


11.  patt. piece
size: _____


2.  patt. piece # Petal #8
size: 2 1/2 x 5


7.  patt. piece
size: _____


12.  patt. piece
size: _____


3.  patt. piece Inner Petals (8)
size: 5 1/2 x 7


8.  patt. piece
size: _____


13.  patt. piece
size: _____


4.  patt. piece Lg Center
size: 3 x 3

9.  patt. piece
size: _____

14.  patt. piece
size: _____

5.  patt. piece Sm Center Berries
size: 4 1/2 x 6

10.  patt. piece
size: _____

15.  patt. piece
size: _____