



Painted Pony 'n Quilts


Little Brown Bunny - Month 6

PROJECT:

Blocks 5 and 11

page ___ of ___


1



patt. piece
Love Apples (2)

size: 5 x 10

6



patt. piece
Center Bloom

size: 2 x 3 1/2


11



patt. piece
Lower Petal Center

size: 3 x 3


2



patt. piece
Love Apple Cntr (2)
Accent circles
Leaves

size: 4 1/2 x 6


7



patt. piece
Outer Blooms

size: 2 1/2 x 6


12



patt. piece
Background

size: 33 x 1/2 wof


3



patt. piece
Love Apple Bottom
Leaf

size: 5 x 5


8



patt. piece
Center Bloom
Accent Leaves

size: 2 1/2 x 4

13



patt. piece

size: _____

4



patt. piece
Love Apple Bottom
Leaf

size: 5 x 5


9



patt. piece
Accent Circle

size: 2 1/2 x 2 1/2

14



patt. piece

size: _____

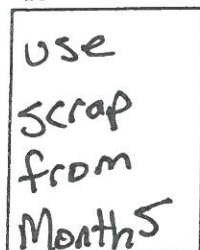
5



patt. piece
Outer Blooms
Accent Leaves

size: 4 x 5


10



use
scrap
from
Month 5

size: —

15



patt. piece

size: _____